

TRIO-PS-2G/1500DC/24DC/1.5 - Power supply unit



1107892

<https://www.phoenixcontact.com/us/products/1107892>

Please be informed that the data shown in this PDF document is generated from our Online Catalog. Please find the complete data in the user documentation. Our General Terms of Use for Downloads are valid.



Primary-switched TRIO POWER DC/DC converter with Push-in connection for DIN rail mounting, input: 1,500 V DC, output: 24 V DC / 1.5 A

Commercial Data

Item number	1107892
Packing unit	1 pc
Minimum order quantity	1 pc
Sales Key	CM04
Product Key	CMDO43
GTIN	4063151010546
Weight per Piece (including packing)	567.3 g
Weight per Piece (excluding packing)	567.3 g
Customs tariff number	85044083
Country of origin	CN

Technical Data

Input data

DC operation

Nominal input voltage range	500 V DC ... 1500 V DC
Input voltage range	450 V DC ... 1650 V DC
Wide-range input	no
Input voltage range DC	600 V DC ... 1500 V DC -15 % ... +10 %
Electric strength, max.	≤ 1800 V DC 1 s
Typical national grid voltage	500 V DC 1500 V DC
Voltage type of supply voltage	DC
Inrush current integral (I^2t)	typ. 0.15 A ² s
Current consumption	typ. 85 mA (450 V DC) typ. 30 mA (1500 V DC)
Recommended breaker for input protection	2 A (1500 V DC)

Output data

Efficiency	typ. 88 % (500 V DC)
	typ. 87 % (900 V DC)
	typ. 83 % (1500 V DC)
Nominal output voltage	24 V DC ±3 %
Nominal output current (I_N)	1.5 A
Derating	> 60 °C ... 70 °C (2.5%/K)
Feedback voltage resistance	≤ 35 V DC
Protection against overvoltage at the output (OVP)	≤ 30 V DC
Control deviation	< 1 % (change in load, static 10 % ... 90 %)
	< 3 % (Dynamic load change 10 % ... 90 %, 10 Hz)
	< 0.1 % (change in input voltage ±10 %)
Residual ripple	< 40 mV _{PP} (Ripple)
	< 50 mV _{PP} (Noise)
Short-circuit-proof	yes
No-load proof	yes
Output power	36 W
Maximum no-load power dissipation	< 1.1 W (500 V DC)
	< 1.4 W (900 V DC)
	< 2.4 W (1500 V DC)
Power loss nominal load max.	< 4.2 W (500 V DC)
	< 5.5 W (900 V DC)
	< 7.5 W (1500 V DC)
Rise time	≤ 30 ms (U_{OUT} (10 % ... 90 %))
Connection in parallel	yes, for redundancy and increased capacity
Connection in series	No

TRIO-PS-2G/1500DC/24DC/1.5 - Power supply unit



1107892

<https://www.phoenixcontact.com/us/products/1107892>

Connection data

Input

Connection method	Push-in connection
Conductor cross section, rigid min.	1 mm ²
Conductor cross section, rigid max.	4 mm ²
Conductor cross section flexible min.	1 mm ²
Conductor cross section flexible max.	2.5 mm ²
Single conductor/flexible terminal point with ferrule with plastic sleeve, min.	1 mm ²
Single conductor/flexible terminal point with ferrule with plastic sleeve, max.	2.5 mm ²
Single conductor/flexible terminal point with ferrule without plastic sleeve, min.	1 mm ²
Single conductor/flexible terminal point with ferrule without plastic sleeve, max.	2.5 mm ²
Conductor cross section AWG min.	18
Conductor cross section AWG max.	12
Stripping length	10 mm

Output

Connection method	Push-in connection
Conductor cross section, rigid min.	1 mm ²
Conductor cross section, rigid max.	4 mm ²
Conductor cross section flexible min.	1 mm ²
Conductor cross section flexible max.	2.5 mm ²
Single conductor/flexible terminal point with ferrule with plastic sleeve, min.	1 mm ²
Single conductor/flexible terminal point with ferrule with plastic sleeve, max.	2.5 mm ²
Single conductor/flexible terminal point with ferrule without plastic sleeve, min.	1 mm ²
Single conductor/flexible terminal point with ferrule without plastic sleeve, max.	2.5 mm ²
Conductor cross section AWG min.	18
Conductor cross section AWG max.	12
Stripping length	10 mm

Signaling

Types of signaling	LED
--------------------	-----

Signal output: LED status indicator

Signalization designation	DC OK
Status display	"DC OK" LED green
Note on status display	$U_{OUT} > 21.5 \text{ V}$: LED lights up
Color	green
DC OK	$U_{OUT} > 0.9 \times U_N$ ($U_N = 24 \text{ V DC}$)

TRIO-PS-2G/1500DC/24DC/1.5 - Power supply unit



1107892

<https://www.phoenixcontact.com/us/products/1107892>

Electrical properties

Number of phases	1.00
Insulation voltage input/output	4.2 kV DC (type test)
	2.6 kV DC (routine test)

Product properties

Product type	DC/DC converters
Product family	TRIO POWER
MTBF (IEC 61709, SN 29500)	> 3300000 h (25 °C)
	> 1760000 h (40 °C)
	> 740000 h (60 °C)

Insulation characteristics

Protection class	II
Degree of pollution	2

Dimensions

Dimensional drawing	
Width	48 mm
Height	130 mm
Depth Device depth (DIN rail mounting)	115 mm (Device depth (DIN rail mounting))

Installation dimensions

Installation distance right/left	0 mm / 0 mm
Installation distance top/bottom	50 mm / 50 mm

Mounting

Mounting type	DIN rail mounting
Assembly instructions	alignable: horizontally 0 mm (≤ 40 °C) 10 mm (≤ 70 °C), vertically 50 mm
Mounting position	horizontal DIN rail NS 35, EN 60715
With protective coating	No

Material specifications

Flammability rating according to UL 94 (housing / terminal blocks)	V0
Housing material	Plastic
Type of housing	Polycarbonate

Environmental and real-life conditions

Ambient conditions

Degree of protection	IP20
Ambient temperature (operation)	-25 °C ... 70 °C (> 60 °C Derating: 2,5 %/K)
Ambient temperature (storage/transport)	-40 °C ... 85 °C
Maximum altitude	≤ 4000 m (> 2000 m, Derating: 10 %/1000 m)
Max. permissible relative humidity (operation)	≤ 95 % (at 25 °C, non-condensing)
Shock	11 ms, 15 g, in each space direction (according to IEC 60068-2-27)
Vibration (operation)	< 15 Hz, amplitude ±2.5 mm (according to IEC 60068-2-6)
	15 Hz ... 150 Hz, 2.3g, 90 min.

Standards and regulations

Standard - Electrical safety	EN 62109-1:2011
Standard – Safety extra-low voltage	IEC 62109-1:2011 (SELV)
Standard - Safe isolation	DIN VDE 0100-410

Overvoltage category

IEC 62109-1	II
-------------	----

Approvals

UL approvals	UL 62109-1:2014
	UL 1741

EMC data

Low Voltage Directive	Conformance with Low Voltage Directive 2014/35/EC
Noise immunity	EN 61000-6-2:2005
Electromagnetic compatibility	Conformance with EMC Directive 2014/30/EU
Conducted noise emission	EN 55016
	EN 61000-6-4 (Class A)
Noise emission	EN 55016
	EN 61000-6-4 (Class A)

Electrostatic discharge

Standards/regulations	EN 61000-4-2
-----------------------	--------------

Electrostatic discharge

Contact discharge	4 kV (Test Level 2)
Discharge in air	8 kV (Test Level 3)
Comments	Criterion A

Electromagnetic HF field

Standards/regulations	EN 61000-4-3
-----------------------	--------------

Electromagnetic HF field

Frequency range	80 MHz ... 1 GHz
-----------------	------------------

TRIO-PS-2G/1500DC/24DC/1.5 - Power supply unit



1107892

<https://www.phoenixcontact.com/us/products/1107892>

Test field strength	10 V/m (> Test intensity 3)
Frequency range	1 GHz ... 2.7 GHz
Test field strength	10 V/m (Test Level 2)
Frequency range	2.7 GHz ... 6 GHz
Test field strength	3 V/m (Test Level 1)
Comments	Criterion A

Fast transients (burst)

Standards/regulations	EN 61000-4-4
-----------------------	--------------

Fast transients (burst)

Input	4 kV (Test Level 4 - asymmetrical)
Output	4 kV (Test Level 4 - asymmetrical)
Comments	Criterion A

Surge voltage load (surge)

Standards/regulations	EN 61000-4-5
Input	3 kV (Test intensity >4 - symmetrical) 4 kV (Test Level 4 - asymmetrical)
Output	0.5 kV (Test Level 2 - symmetrical) 1 kV (Test Level 2 - asymmetrical)
Comments	Criterion A

Conducted interference

Standards/regulations	EN 61000-4-6
-----------------------	--------------

Conducted interference

Input/Output	asymmetrical
Frequency range	0.15 MHz ... 80 MHz
Comments	Criterion A
Voltage	10 V (Test Level 3)

Voltage dips

Standards/regulations	EN 61000-4-11
-----------------------	---------------

Emitted interference

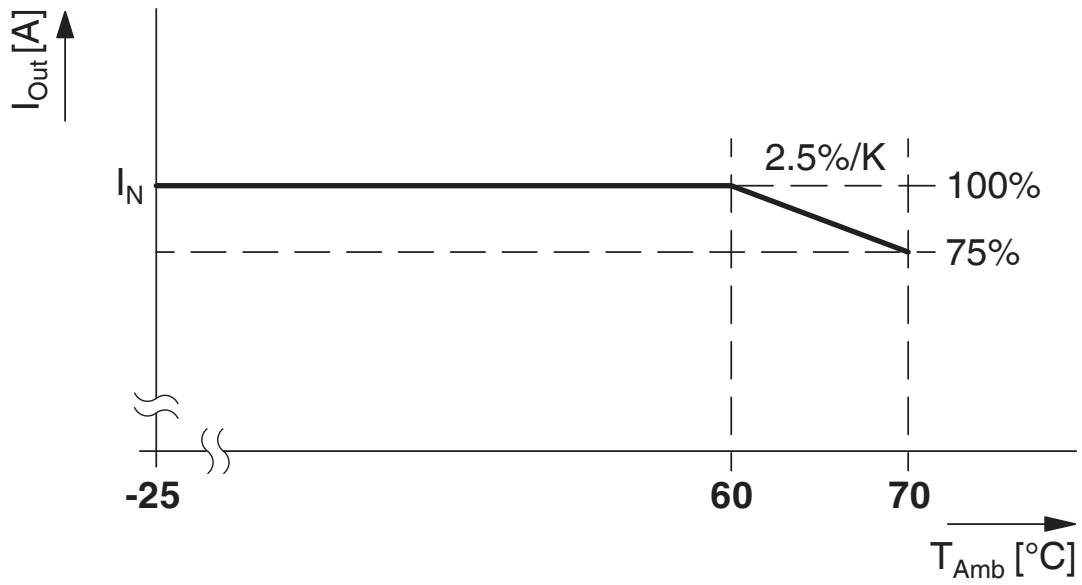
Standards/regulations	EN 61000-6-4
Radio interference voltage in acc. with EN 55011	EN 55011 (EN 55022) Class A industrial area of application
Emitted radio interference in acc. with EN 55011	EN 55011 (EN 55022) Class A industrial area of application

Criteria

Criterion A	Normal operating behavior within the specified limits.
Criterion B	Temporary impairment to operational behavior that is corrected by the device itself.

Drawings

Diagram



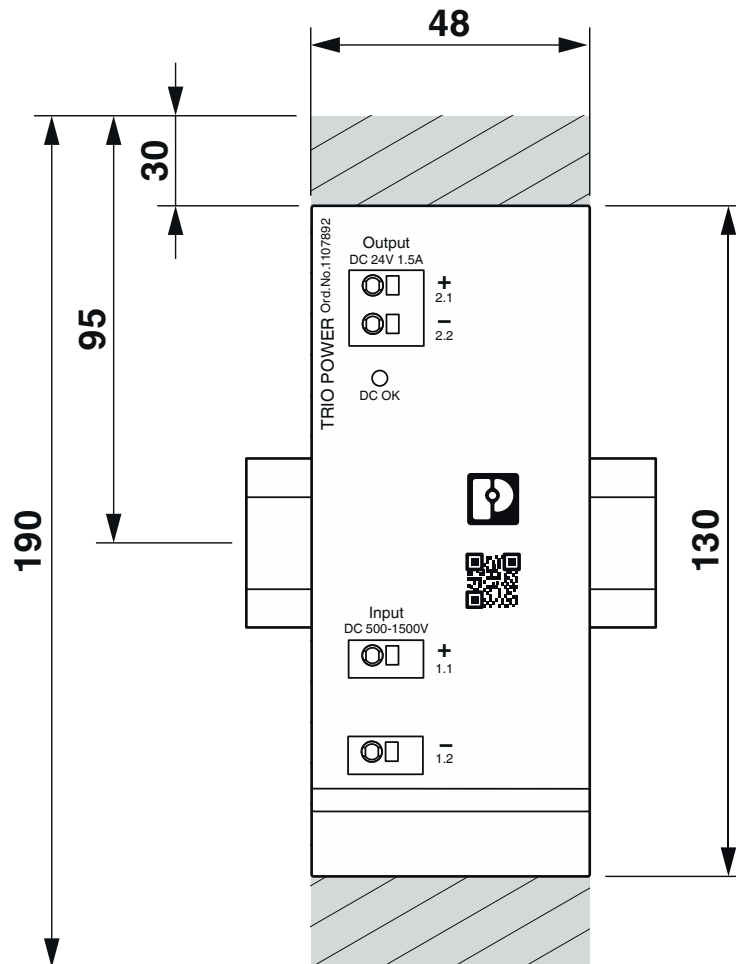
TRIO-PS-2G/1500DC/24DC/1.5 - Power supply unit

1107892

<https://www.phoenixcontact.com/us/products/1107892>



Dimensional drawing



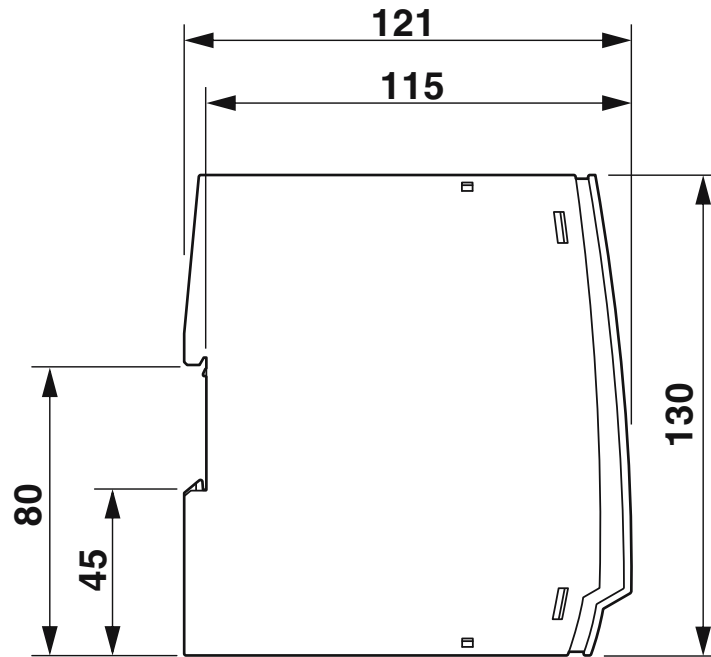
TRIO-PS-2G/1500DC/24DC/1.5 - Power supply unit



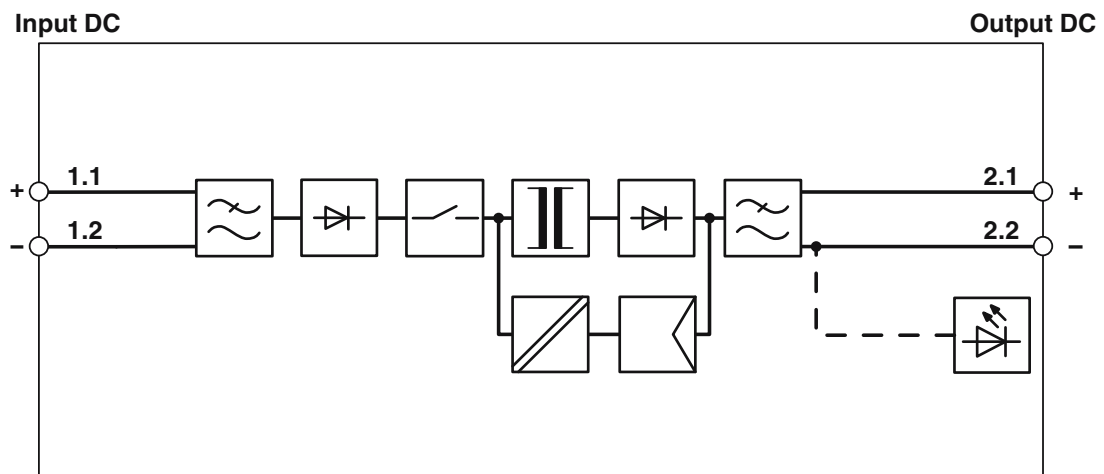
1107892

<https://www.phoenixcontact.com/us/products/1107892>

Dimensional drawing



Block diagram



TRIO-PS-2G/1500DC/24DC/1.5 - Power supply unit



1107892

<https://www.phoenixcontact.com/us/products/1107892>

Approvals



EAC

Approval ID: RU S-DE.BL08.W.00764



cULus Recognized

Approval ID: FILE E 476951



EAC

Approval ID: C-DE.BL08.W.00764/20

TRIO-PS-2G/1500DC/24DC/1.5 - Power supply unit



1107892

<https://www.phoenixcontact.com/us/products/1107892>

Classifications

ECLASS

ECLASS-11.0	27040701
ECLASS-12.0	27040701
ECLASS-13.0	27040701

ETIM

ETIM 8.0	EC002046
----------	----------

UNSPSC

UNSPSC 21.0	39121000
-------------	----------

TRIO-PS-2G/1500DC/24DC/1.5 - Power supply unit



1107892

<https://www.phoenixcontact.com/us/products/1107892>

Environmental Product Compliance

REACH SVHC	Lead 7439-92-1
China RoHS	Environmentally Friendly Use Period = 25;
	For information on hazardous substances, refer to the manufacturer's declaration available under "Downloads"

TRIO-PS-2G/1500DC/24DC/1.5 - Power supply unit



1107892

<https://www.phoenixcontact.com/us/products/1107892>

Accessories

CBM E4 24DC/0.5-10A NO-R - Electronic circuit breaker

2905743

<https://www.phoenixcontact.com/us/products/2905743>



Multi-channel, electronic circuit breaker with active current limitation for protecting four loads at 24 V DC in the event of overload and short circuit. With nominal current assistant and electronic locking of the set nominal currents. For installation on DIN rails.

CBM E8 24DC/0.5-10A NO-R - Electronic circuit breaker

2905744

<https://www.phoenixcontact.com/us/products/2905744>



Multi-channel, electronic circuit breaker with active current limitation for protecting eight loads at 24 V DC in the event of overload and short circuit. With nominal current assistant and electronic locking of the set nominal currents. For installation on DIN rails.

TRIO-PS-2G/1500DC/24DC/1.5 - Power supply unit



1107892

<https://www.phoenixcontact.com/us/products/1107892>

VIP-2/SC/PDM-2/24 - Potential distributors

2315269

<https://www.phoenixcontact.com/us/products/2315269>



VARIOFACE module, with two equipotential busbars (P1, P2) for potential distribution, for mounting on NS 35 rails. Module width: 70.4 mm

VIP-3/PT/PDM-2/24 - Potential distributors

2903798

<https://www.phoenixcontact.com/us/products/2903798>



VARIOFACE module with push-in connection and two equipotential busbars (P1, P2) for potential distribution, for mounting on NS 35 rails. Module width: 57.1 mm

TRIO-PS-2G/1500DC/24DC/1.5 - Power supply unit



1107892

<https://www.phoenixcontact.com/us/products/1107892>

VAL-MS 1500DC-PV/2+V - Type 2 surge arrester

1033708

<https://www.phoenixcontact.com/us/products/1033708>



Surge protective device for 2-pos. isolated and grounded 1500 V DC PV systems, for DIN rail mounting, 3-pos. base element, three pluggable temperature-monitored protective elements, status message on each plug.

VAL-MB-T1/T2 1500DC-PV/2+V - Lightning/surge arrester type 1/2

2905641

<https://www.phoenixcontact.com/us/products/2905641>



Lightning current arrester/surge protective device for 2-pos. isolated and grounded 1500 V DC PV systems, for DIN rail mounting, temperature-monitored protective elements, status message on the module.

Phoenix Contact 2023 © - all rights reserved
<https://www.phoenixcontact.com>

Phoenix Contact USA
586 Fulling Mill Road
Middletown, PA 17057, United States
(+717) 944-1300
info@phoenixcon.com